

Cleaning

6. ANTI-SLIP SURFACES

Due to their special features, rough or structured anti-slip surfaces are harder to clean. After the grouting, it is important to remove the excesses in a short time and by frequent washing with sponge and water, till the floor is perfectly clean. Then, carry out an acid washing using a single brush with green disks.

DAILY CLEANING

Carry out the daily/routine cleaning with neutral detergents or degreasers, diluted in warm water, following the procedures indicated on the packages. The following products, which can be easily found on the market, are recommended.

Operation	Daily cleaning				
Detergent type	Neutral or degreaser				
Detergent name	GLASSEX degreaser	SMAC ULTRA degreaser	CIF Degreaser with bicarbonate	FLOOR CLEANER	FILA CLEANER
Manufacturer	RECKITT BENCKISER	BOLTON MANITOBA	UNILEVER ITALIA	FABERCHIMICA	FILA

EXTRAORDINARY CLEANING

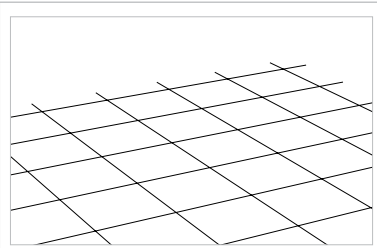
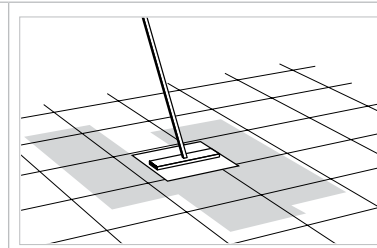
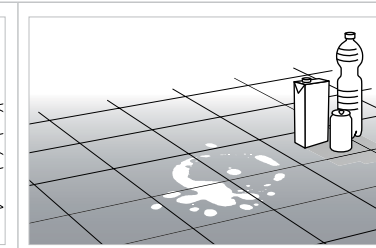
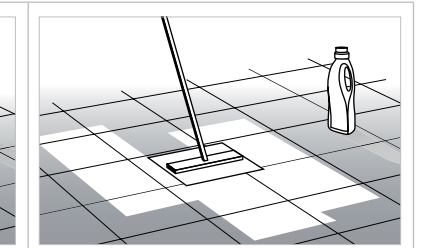
It is carried out to remove very old or resistant stains or residues. The table below indicates detergents suitable for the stain type.

Residue to be removed	Coffee, coke, fruit juices, waxes, greases, etc...			Wine	Calcareous deposits	Rust	Inks, felt pens		Tyres, rubber marks, suckers, metal or pencil marks			
Detergent type	Neutral or degreaser			Oxidizing	Acid-based	Acid-based	Thinner-based		Abrasive paste			
Detergent name	Coloured Stain Remover	PS 87	CIF Degreaser with bicarbonate	OXIDANT	VIAKAL	Diluted hydrochloric acid	Nitro thinner, trichloroethylene, turpentine	Coloured Stain Remover	VIM CLOREX	POLISHING CREAM	DETERGUM	Eraser (for pencil marks only)
Manufacturer	RECKITT BENCKISER	FILA	UNILEVER ITALIA	FABER-CHIMICA	PROCTER & GAMBLE	Several manufacturers	Several manufacturers	FABER-CHIMICA	GUABER	FABER-CHIMICA	ZEP ITALIA	-

IMPORTANT: always make preventive tests before the use (on a tile not laid yet), above all on lapped or polished products.

REMOVAL OF WAXES OR POLISHING COATS

Do NOT use waxes on floor and wall tiles.

			
New floor that has been cleaned after installation in accordance to the instructions provided on the previous pages.	Detergents for routine cleaning that contain wax tend to deposit on the floor and create glossy films.	Simple substances (Coca Cola, wine, water, etc.) will remove this glossy film and give the floor its initial matt appearance.	To remove the glossy film, use a suitable detergent (undiluted Tile Cleaner by Faber). Daily cleaning should be performed using a detergent that does not contain wax.

Often, the standard detergents available on the market contain waxes or polishing additives that, washing after washing, deposit glossy coats on the floor causing halos and problems. This kind of coats can be deposited even by some grouts for joints. Simple agents such as coke, wine, water, etc... falling on the floor remove this glossy coat and restore the original duller look of the tiles. Amid a glossier floor, the areas without wax look like dull halos: instead, they are the only clean floor areas. In these cases, first of all the whole floor must be dewaxed, following the indications of the table below. Then, use the detergents of the table besides for the routine cleaning.

Residue to be removed	Glossy coats left by detergents	
Detergent type	Acid-based	
Detergent name	VIAKAL*	Pure TILE CLEANER *
Manufacturer	PROCTER & GAMBLE	FABERCHIMICA

(*) Do not follow the indications on the package, rather apply the pure detergent, leave it for 15-30 minutes, rub with soft or lightly abrasive pads (white, yellow, red), then rinse thoroughly with water.

USEFUL REFERENCES

MAPEI Spa, via Cafiero 22, 20158 Milano – ITALY - Tel. +39 02/37673 – www.mapei.it

FABERCHIMICA Srl, via G. Ceresani 10 – località Campo d’Olmo 60044 Fabriano (AN) – ITALY - Tel. +39 0732/627178 www.faberchimica.com

FILA Industria Chimica Spa, via Garibaldi 32, 35018 S. Martino dei Lupari (PD) - ITALY - Tel. +39 049/9467300 – www.filachim.it

ZEP Italia Srl, via Nettunese Km 25,000 – 04011 Aprilia (LT) – ITALY - Tel. +39 06/926691 – www.zepitalia.it